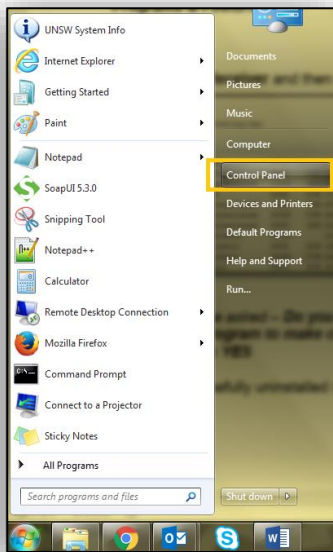


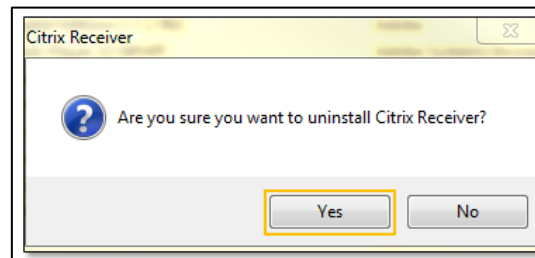
- ▶ Select **Citrix Receiver** and the click **Uninstall**

- ▶ Navigate to Windows **Start menu > Control Panel**

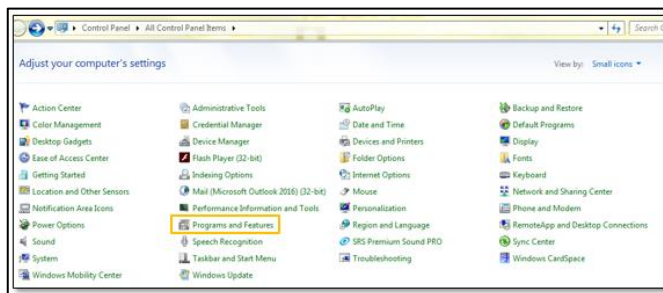


Name	Publisher	Installed On	Size	Version
7-Zip 16.02 (x64 edition)	Igor Pavlov	24/08/2016	4.90 MB	16.02.00.0
Adobe Acrobat Reader DC	Adobe Systems Incorporated	27/01/2017	237 MB	15.023.20056
Adobe Acrobat XI Pro	Adobe Systems	24/08/2016	1.97 GB	11.0.00
Adobe Digital Editions 1.7.2 R02	Adobe	24/05/2016	13.3 MB	1.7.2
Adobe Flash Player 23 NPAPI	Adobe Systems Incorporated	25/11/2016	19.2 MB	23.0.0.205
Adobe Shockwave Player 12.2	Adobe Systems, Inc.	17/10/2016	12.2.5.195	
Adobe Shockwave Player 12.2	Adobe Systems, Inc.	17/10/2016	52.3 MB	12.2.4.194
Cisco AnyConnect Secure Mobility Client	Cisco Systems, Inc.	16/01/2017	5.85 MB	4.3.04027
Citrix Receiver 4.6	Citrix Systems, Inc.	27/01/2017	56.7 MB	14.6.0.12010

Tip: You might be asked – Do you want to allow the following program to make changes to this computer?
Click **YES**



- ▶ Click **Programs and Features**



- ▶ You will have successfully uninstalled Citrix Receiver on your device